

# RS

---

SNCF Agence des Gares - Jean-Marie Duthilleul  
.98

# RS



## INTRO

Il sistema RS trova la sua naturale collocazione in tutte le grandi aree di attesa, a partire dalle stazioni ferroviarie, da cui ha tratto origine il progetto iniziale di Jean-Marie Duthilleul con AREP, uno degli studi internazionali di progettazione specializzati nel settore. La versatilità del prodotto e la declinazione in soluzioni di diversa immagine ne hanno decretato il successo e la rapida diffusione anche in altri spazi come nelle grandi aree di attesa aeroportuali, nell'arredo urbano e ancora nelle aree d'interscambio delle linee metropolitane o nelle stazioni di superficie viarie e tranviarie.

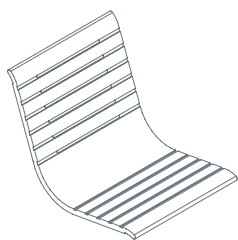
RS è un sistema modulare di sedute individuali aggregabili e componibili su barra da due a cinque posti. Le basi, i connettori e i braccioli sono realizzati in alluminio pressofuso verniciato come le scocche, disponibili anche nelle varianti di finitura in alluminio con doghe in legno, in lamiera d'acciaio, Teak, Wengè e cuoio nero. La barra estrusa, che funge da struttura, così come le basi, sono sottoposte a trattamenti che contribuiscono a rendere il sistema robusto e resistente agli atti vandalici. Completano la collezione tavolini di servizio in cristallo retro-verniciato in due diversi colori o in laminato colore nero e una versione a panchina continua con doghe in legno, con e senza schienale. Ne deriva un sistema estremamente flessibile adatto all'uso in ambienti sia interni che esterni.

## DESIGNER



Jean Marie Duthilleul

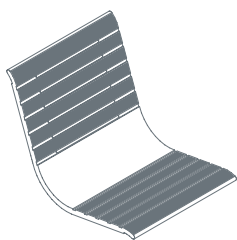
# RS



Scocca seduta per panca, in alluminio pressofuso o in lamiera d'acciaio

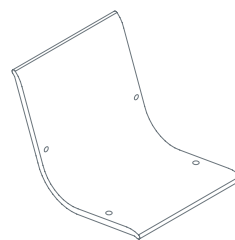
**1RS5511:** L 52 P 65 H 48 (alluminio pressofuso)

**1RS5541:** L 52 P 65 H 48 (lamiera d'acciaio)



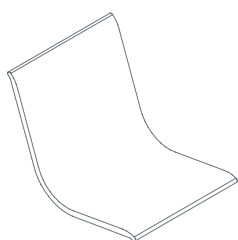
Scocca seduta per panca con doghe in legno

**1RS5521:** L 52 P 65 H 48



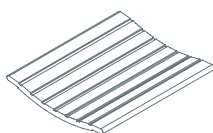
Scocca seduta per panca, in multistrato curvato

**1RS5551:** L 52 P 65 H 48




Scocca seduta per panca rivestita in cuoio nero

**1RS5561:** L 52 P 65 H 48



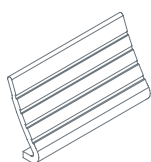
Scocca seduta per panchetto, in alluminio pressofuso

**1RS5571:** L 52 P 45 H 6



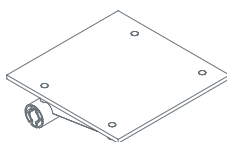
Scocca seduta per panchetto con doghe in legno

**1RS5581:** L 52 P 45 H 6



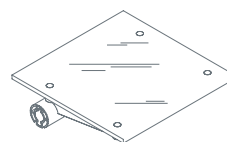
Scocca per seduta in piedi in alluminio pressofuso

**1RS5591:** L 51 P 26 H 24



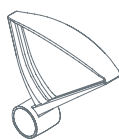
Tavolino laminato nero, per panca

**1RS1511FL:** L 52 P 52 H 1,5



Tavolino in vetro temperato colorato, per panca

**1RS1511CW:** L 52 P 52 H 1,5



Braccioli dritti per panca  
(Inclusi con la struttura)



Braccioli inclinati per panca  
(Inclusi con la struttura)

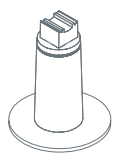


Bracciolo in alluminio per panchetto  
(Inclusi con la struttura)

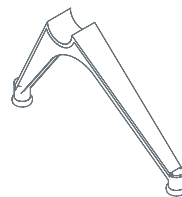
# RS



Base di fissaggio diretto a pavimento,  
per panca e panchetto (escluso 1RS5591)  
**1RS1541:** L 12 P 33




Base di fissaggio mediante disco a pavimento,  
per panca e panchetto (escluso 1RS5591)  
**1RS1521:** L 25 P 34



Base mobile, per panca (escluso 1RS5571/81/91)  
**1RS1561:** L 8 P 58 H 31,2



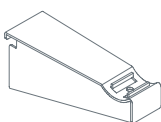
Base di fissaggio diretto a pavimento  
per "seduta in piedi" 1RS5591  
**1RS1551:** L 10 P 62



Base di fissaggio mediante disco a pavimento  
per "seduta in piedi" 1RS5591  
**1RS1531:** L 25 P 63

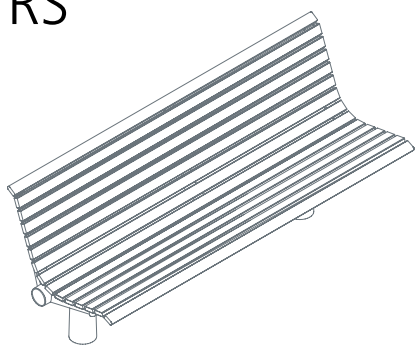


Base mobile, per panchetto 1RS5571/81  
**1RS1571:** L 8 P 44 H 31,2




Staffa per fissaggio a muro, per panca, panchetto  
e "seduta in piedi"  
**1RS1581:** L 12 P 33

# RS




Panca a tre posti con listoni in legno e base fissa

**1RS5601:** L 184 P 63 H 83



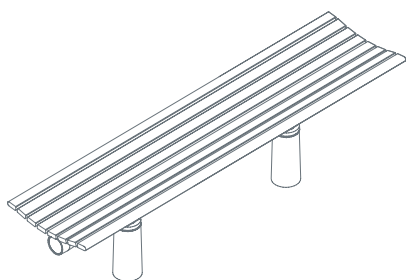
Panca a tre posti con listoni in legno e base fissa con disco

**1RS5602:** L 184 P 63 H 83




Panca a tre posti con listoni in legno e base mobile

**1RS5603:** L 184 P 63 H 83




Panchetto a tre posti con listoni in legno e base fissa

**1RS5611:** L 184 P 45 H 45



Panchetto a tre posti con listoni in legno e base fissa con disco

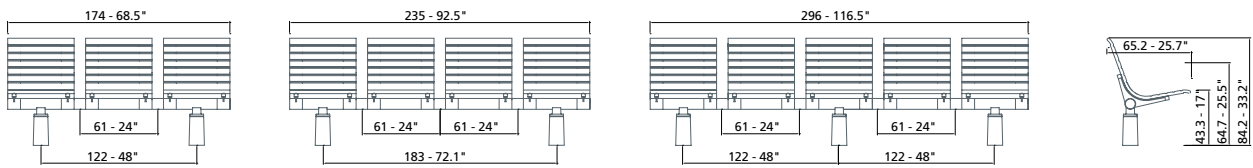
**1RS5612:** L 184 P 45 H 45



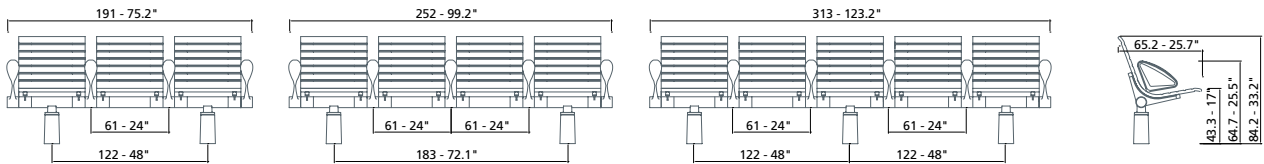
Panchetto a tre posti con listoni in legno e base mobile

**1RS5613:** L 184 P 45 H 45

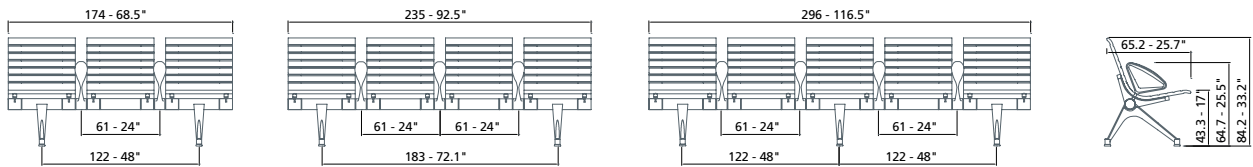
# RS



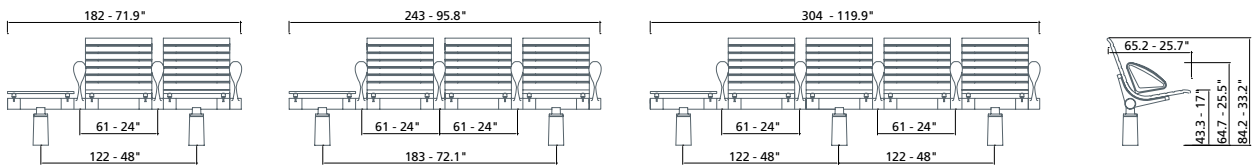
Panca in alluminio con base di fissaggio diretto a pavimento



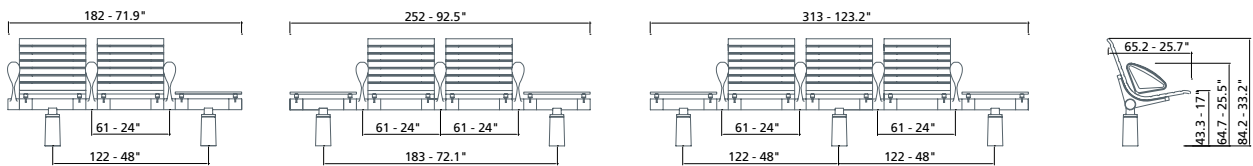
Panca in alluminio con braccioli e base di fissaggio diretto a pavimento



Panca in alluminio con braccioli e base mobile

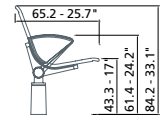
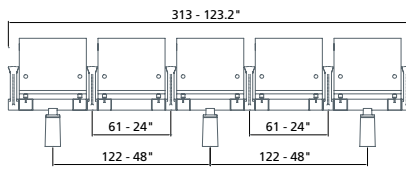
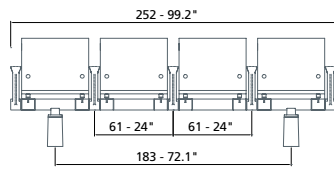
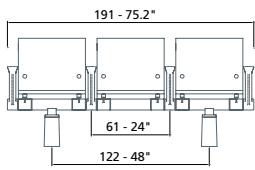


Panca in alluminio con tavolino

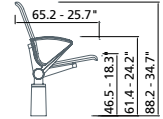
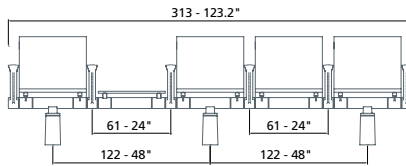
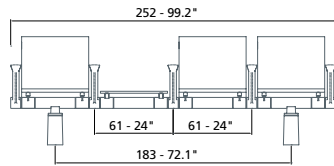
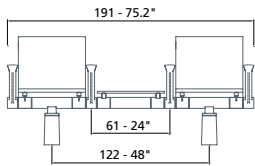


Panca in alluminio con tavolini

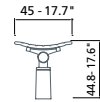
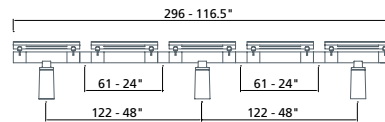
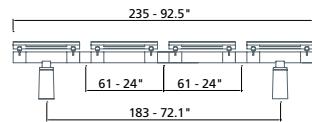
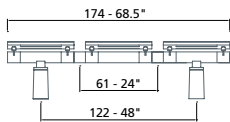
# RS



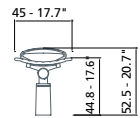
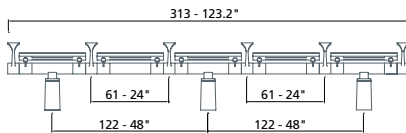
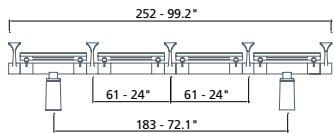
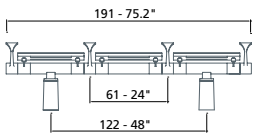
Panca in legno curvato



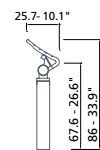
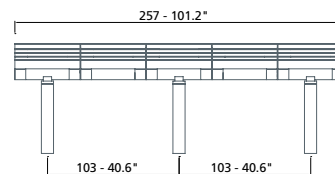
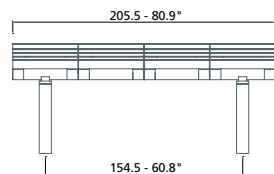
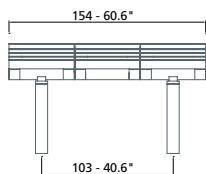
Panca in cuoio e tavolino



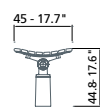
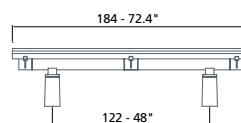
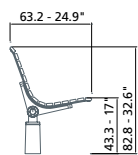
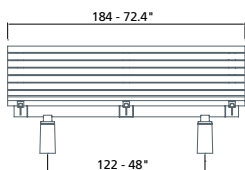
Panchetto



Panchetto con braccioli



Seduta in piedi



Panchina

# RS

SCOCCA 1RS5511, 1RS5541, 1RS5571, 1RS5591

---



GOFFRATO GRIGIO

SCOCCA 1RS5551

---



TEAK



WENGÈ

SCOCCA 1RS5561

---



CUOIO NERO

STRUTTURA E BASI

---



GOFFRATO GRIGIO

TAVOLINI


---



LAMINATO FS NERO



CRISTALLO EXTRA CHIARO  
TEMPERATO RETROVERNICIATO  
ARANCIONE



CRISTALLO EXTRA CHIARO  
TEMPERATO RETROVERNICIATO  
GRIGIO PIOMBO